

C&C MFG 580^{CL}


INDUSTRY LEADING
SCRAP
EQUIPMENT



"The C&C Twin-Ram 580 Car Logger Baler" If you're looking for maximum power output, the 580CL is one hungry machine. With a 10'x19' chamber and "L" box design, it can swallow vehicles as large as full-size vans with ease. The comfortable climate-controlled cabin is equipped with C&C's exclusive monitoring system to give operators instant control of hydraulic pressure & throttle speed, plus a graphic view of the baling cycle progress. 580CL's come equipped with a powerful 215 horsepower diesel engine. Add the long list of standard features and you're ready to knock out tons!

The Model 580CL now features redesigned high strength lids that have been thoroughly proven in the lab using Linear Structural FEA analysis and in the field on our most demanding applications. Reinforced end walls add significant rigidity to both the bale chamber and overall machine. This allows quicker and easier door closure on scrap car or loose material, reducing handle-to-handle cycle time. Available with or without our new, heavy duty material handler!

Call for a quote today!



C&C MFG • 15075 AL-JON AVE • OTTUMWA, IOWA 52501 • USA
800-255-6620 • WWW.CANDCMFG.NET

EFFICIENTLY IMPROVING EXCELLENCE



580^{CL} GENERAL SPECIFICATIONS

580CL (NOMINAL) DIMENSIONS WITH MATERIAL HANDLER

| | | |
|--------|-----------|------------|
| Length | 16.25m | 53ft. |
| Width | 2.59m | 8ft. 6in. |
| Height | 4.1m | 13ft. 6in |
| Weight | 43,417 kg | 95,720 lbs |

OPEN CHAMBER

| | | |
|------------|------|------------|
| Length | 5.8m | 19ft. 3in. |
| Width | 3.1m | 10.1ft. |
| Height "L" | 1.1m | 3.6ft. |

BALE SIZE

| | | |
|--------|----------|----------|
| Width | 1.01m | 40in. |
| Height | 0.635m | 25in. |
| Length | Variable | Variable |

PRODUCTION

| | |
|---------------------|-----------------------------|
| Complete car bodies | 20-25 / hour |
| Scrap Metal (avg) | 17-20+ metric tonnes / hour |

TANK CAPACITIES


| | | |
|-----------------|--------------|-------------|
| Diesel Fuel | 341 liters | 90 gallons |
| Hydraulic Fluid | 836.5 liters | 221 gallons |

POWER UNIT


Cummins QSB 6.7 6-cyl. Turbo Diesel 215 HP
 185 HP for craneless models
 150 HP Electric Motor with VFD Starting System

WARRANTY


Full Machine Coverage- 1year / 2,000 hours.
 Structural- 2 years / 4,000 hours.
 Cummins QSB6.7 diesel engine - 5 years / Unlimited hrs.



Standard Clam-shell Grapple



Bypass Grapple (Option)



Orange Peel Grapple (Option)



NEW Touch Screen Display

Maintenance, Service & Parts

Routine machine service and maintenance points are easily accessible and engineered to be serviced safely and quickly.

Many components or spare parts can be sourced locally. Service will be provided by the full resources of C&C's parts and service department in the USA.

C&C MFG • 15075 AL-JON AVE • OTTUMWA, IOWA 52501 • USA
800-255-6620 • WWW.CANDCMFG.NET

EFFICIENTLY IMPROVING EXCELLENCE