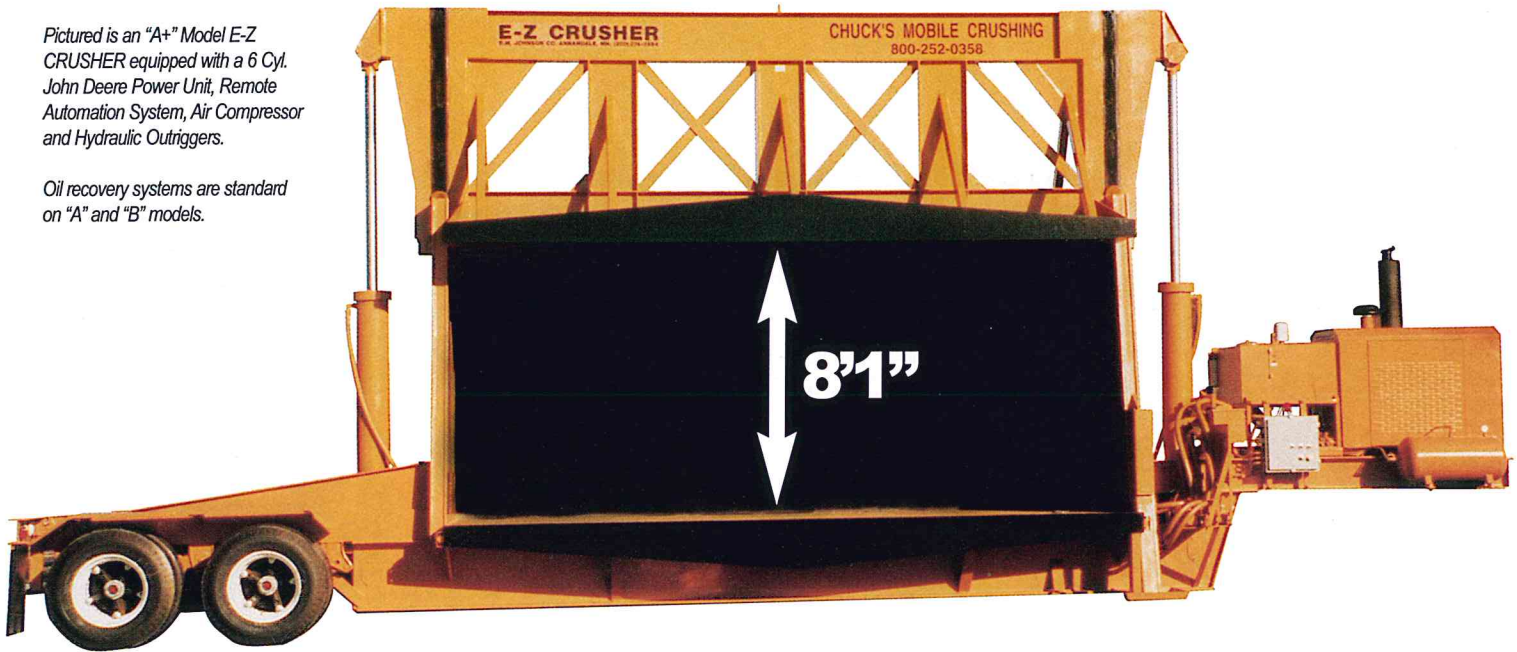


# When you demanded power, speed

Pictured is an "A+" Model E-Z CRUSHER equipped with a 6 Cyl. John Deere Power Unit, Remote Automation System, Air Compressor and Hydraulic Outriggers.

Oil recovery systems are standard on "A" and "B" models.



## IN YOUR WORDS...

"We bought the very first E-Z Crusher. E-Z Crushers are definitely built to last. No matter how old the E-Z Crusher, we would depend on it to get the job done" says Delores and Floyd Nolan, owners of French Lake Auto Parts, Annandale, MN.

"I trade my E-Z Crushers in for newer models every few years. The value of my trade-ins have been excellent and it has required a minimal investment.", states Bill Wild, of Hiway Auto Equipment of Taylor, MI.

Chuck Parent, the owner of Chuck's Garage, Inc. in Punta Gorda, Florida states, "I buy E-Z Crushers because they are tough enough to get the job done. In rare instances when I might need a replacement part, such as a hose, I know I could get them in almost any town we are in crushing."



Crushing cars is fast and efficient with the E-Z CRUSHER. Each cylinder can be independently operated (pictured left) giving you maximum leverage while crushing.

The backwall features several reinforcement straps and both ends are fully enclosed.

With over 28 years in the manufacturing of salvage handling equipment, we understand the needs of our customers. We know that when they are looking to purchase a piece of equipment that there are several things they need to consider. You must look for the best value in the equipment for the long term. You need to also factor in quality, performance, dependability, longevity, ease of maintenance as well as after purchase support. The R.M. Johnson Company believes that the E-Z Car Crusher is the best choice for these demanding needs of the recycling industry.




Throughout the years, the E-Z Car Crusher has been a leader in the industry when it comes to dependability. When you are known for manufacturing one of the best machines on the market, deciding to make changes in its design is a hard decision to make. The basic design has changed very little throughout the years. Now after much deliberation, we have decided to fine tune certain aspects of its design. We have changed the eye assemblies to give it added strength. The top deck design has changed slightly and the cylinders have been moved out to allow the machine to rock even further. We have also increased the opening height for easier loading. The remote automation system is now manufactured at our facility, which enables us to give the best quality at the lowest price if replacement components are needed.

We respect your business because we know we wouldn't exist without you. You can rely on R.M. Johnson Company to stand behind its word and deliver to you the best machine available.



# and dependability, we listened.

*The E-Z Car Crusher is the answer to your salvage handling needs.*



1. New top eye assembly and the new cylinder design.
2. New bottom eye assembly with larger pins.
3. Larger landing pads on the hydraulic outriggers.
- 4 & 5. Fully enclosed 8'3" backwall.



## SPECIFICATIONS

### OPENING:

LENGTH	20'
WIDTH	7'6"
HEIGHT	8'1"

### OVERALL:

WEIGHT	61,000 lbs.
LENGTH	40'
HEIGHT	13'3"

### HYDRAULICS:

PRESSURE	2400 psi
PORT RELIEFS	2600 psi
CYCLE TIME	55 sec.
CYLINDERS	10" bore
TRAVEL	78"
SHAFT	4" rod

**When you are looking for quality equipment you owe it to your business to consider an E-Z Car Crusher. Anything less could really cost you more in the long run!**

No one knows your business better than you, that is why we believe that you should have the final say on what options you want on your equipment. You decide the color, the power unit and other options you feel will benefit your operation.

We also offer a "B" Model Car Crusher which could be delivered anywhere in the Continental United States for under \$91,000.00 for a portable unit and under \$84,000.00 for a stationary unit. This includes a remote automation system, your choice of 4 cyl. power units, hydraulic outriggers, air compressor, custom paint if desired, and new tandems and tires on portable units.

### FEATURES AND BENEFITS:

- Over 25 years of experience
- Superior support staff
- High trade-in value
- Standard components
- Which can be purchased locally if needed when you are at a job site.
- Unique hydraulic system
- Custom color
- Choice of power units
- Remote automation system
- Portable or stationary units
- "A+" and "B" models available
- Air compressor
- Hydraulic outriggers
- Manufactured at our factory.



For More Information:

### R.M. JOHNSON COMPANY

890 Norway Drive  
Annandale, MN 55302 USA

**Phone:** (800) 328-3613  
(320) 274-3594

**Fax:** (320) 274-3859

**Email:** [ezcrush@kdllink.net](mailto:ezcrush@kdllink.net)

**Web Site:** [www.ezcrusher.com](http://www.ezcrusher.com)