



## LEM TRACK 4825



*Never Enough!*


**DON'T PAY FOR NEW  
AGGREGATES!**

**SAVE ON FUEL AND  
HAULAGE!**

**SAVE ON SPACE AND  
TIME!**

**SAVE ON MANPOWER!**

**SAVE ON LANDFILL  
CHARGES!**





### COMPACT & EASY

- to Transport
- to Learn
- to Work
- to Clean
- to Service

### COMPACT & COMPLETE

- Feeding System by conveyor belt with speed adjustment device
- Hydraulic Jaws distance adjustment
- Extracting belt
- Rubber trucks
- Remote control

### OPTIONAL

- Magnetic Roller
- Dust Dumping system
- Lateral protection kit

### COMPACT & FACILE

- à Déplacer
- à Comprendre
- à Travailler
- à Nettoyer
- à Maintenir

### COMPACT & COMPLET

- Alimentation par tapis de chargement à vitesse variable
- Régulation Hydraulique de la distance des mâchoires
- Convoyeur de déchargement matériel
- Chenilles en caoutchouc
- Radio control

### OPTIONNEL

- Rouleau Magnétique
- Système anti-poussière
- Protections de côtes de la machine

### COMPACTO Y FÁCIL

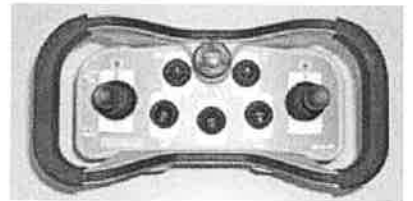
- para Transportar
- para Aprender
- para Trabajar
- para Limpiar
- para El servicio de mantenimiento

### COMPACTO Y COMPLETO

- Sistema de alimentación por cinta transportadora con dispositivo de ajuste de la velocidad
- Distancia de las mandíbulas variable hidráulicamente
- Cinta de extracción
- Orugas de goma
- Mando a distancia

### OPCIONAL

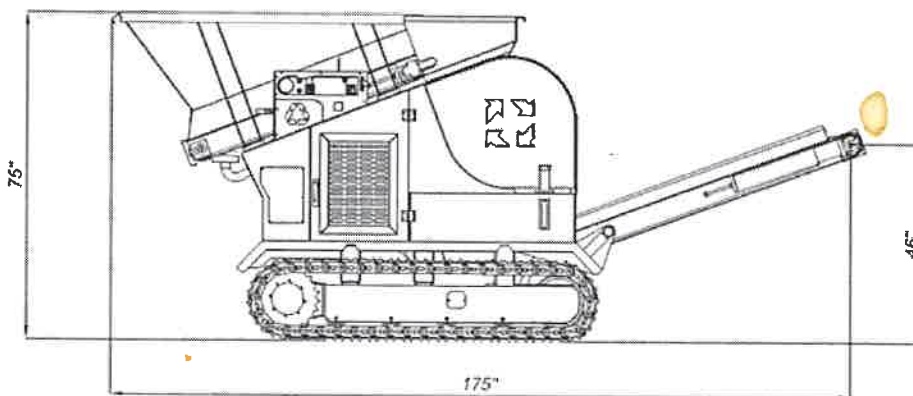
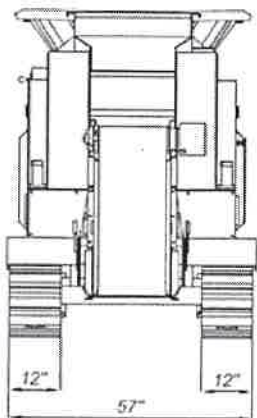
- Rodillo Magnético
- Sistema anti-polvo
- Protección Lateral










**KNA**  
KOMPLET NORTH AMERICA

crossof

# LEM TRACK 4825



	19x10	inches
	30	T/h
	3/8"	 3"
	21	Kw
		
	7.480	Lbs



**Komplet Italia Srl**  
 60019 Senigallia - ITALY  
 www.komplet.it - Ph. +39 071 6609 823

**KNA Komplet North America**  
 07661 New Jersey - USA  
 www.kompletnorthamerica.com - Ph. +1 201 2866 348





## LEM TRACK 4825

### TECHNICAL DATA

#### JAW CRUSHER

- Crusher dimension	mm.	480x250
- Jaw adjustment		Hydraulic
- Granulometry	mm.	15 - 80

#### FEEDING: LOADING BELT WITH HOPPER

- Length	mm.	1780
- Width	mm.	1280
- Hopper capacity	m <sup>3</sup>	0,6
- Loading height	mm	1900

#### EXTRACTING BELT

- Length	mm.	2500
- Width	mm.	400
- Pile height	mm.	1100

#### ISUZU ENGINE

- Power	kW/Hp	21\28,5
- Consumption	L/h	5,5
- Cylinder	N°	3
- Cooling		Water

### RUBBER CRAWLED TRACK

- Length	mm.	2100
- Width	mm.	300

### \*PERFORMANCE

- Production	T/h	5-30
- Max size	mm.	80
- Standard weight	Kg.	3400

### STANDARD MACHINE

- Remote control for all the movements

### ACCESSORIES

- Magnetic roller
- Dust dumping system
- Side protection kit

### DIMENSION

- Length	mm.	4450
- Width	mm.	1450
- Height	mm.	1900

*\*The crusher production performance depends by the type of material and by the size of the material needed after the crushing process.*



*The technical data and specification hereby supplied are merely indicatives. Komplet reserves the right to modify them without notice*



**KOMPLET**  
**RECYCLING SYSTEM**

[www.komplet.it](http://www.komplet.it) [info@komplet.it](mailto:info@komplet.it)

+39 071 66 09 823 +39 071 66 11 069

Dealer: